



# FIXED ASSETS

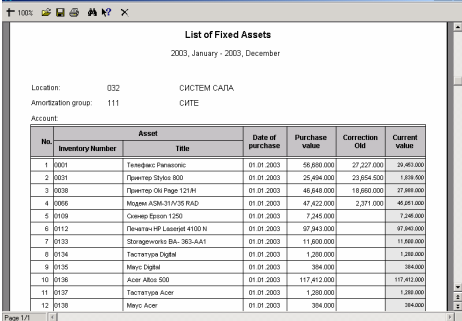
## Application for managing of fixed assets

Palette of products	Accounting	↪ The application <b>FIXED ASSETS</b> is designed for all companies that need a quantitative and qualitative commercial tracking of fixed assets;
	Archive	↪ The application <b>FIXED ASSETS</b> includes evidence of fixed assets, calculation of amortization and revalorization, automatic creation of accounting journal entries, inventory and automatic transfer in the new year;
	Treasury	↪ The application <b>FIXED ASSETS</b> provides generation of different reports according to legal requirements; it has an integrated textual help feature and amounts calculator;
	Inventory System	↪ The application <b>FIXED ASSETS</b> can operate in single-user or multi-user environment (at one or more computers in a network);
	Warehouse Operations	↪ The application <b>FIXED ASSETS</b> is scalable – can be used in small companies, but also in the companies with a complex hierarchical structure;
	Retail Trade	↪ The application <b>FIXED ASSETS</b> is designed using the most advanced development technology;
	Small Inventory	↪ The application <b>FIXED ASSETS</b> is a flexible and stable solution, simple to train and use;
	<b>Fixed Assets</b>	↪ The application <b>FIXED ASSETS</b> can be integrated with other accounting applications – accounting, fixtures and fittings, in order to make an Integrated Information System;
	Cash Book	↪ The application <b>FIXED ASSETS</b> is available in package with <b>installation</b> and <b>training</b> for users.
	Norm	
	Payroll	
	Human Resources	
	Work Orders	
	Billing	
Invoicing		

## Reports from the application

### List of fixed assets (New purchased assets)

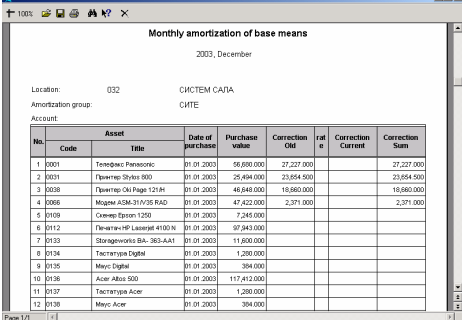
- Displays all (newly purchased) fixed assets with their attributes, for a given month, location, amortization group, account and period in a total or detailed form.



No.	Inventory Number	Asset Title	Date of purchase	Purchase value	Correction Old	Current value
1	0001	Telefonic Panasonic	01.01.2003	56,880.000	27,227.000	30,483.000
2	0001	Fluoretip Shkice 800	01.01.2003	25,494.000	23,654.000	1,839.000
3	0038	Fluoretip Old Page 121M	01.01.2003	48,648.000	18,660.000	27,888.000
4	0066	Mogun ASK-31V35 RAD	01.01.2003	47,422.000	2,371.000	45,051.000
5	0109	Okusep Epson 1290	01.01.2003	7,245.000		7,245.000
6	0112	Fluoretip HP Laserjet 4100N	01.01.2003	97,343.000		97,343.000
7	0133	Storageworks BA-363AA1	01.01.2003	11,600.000		11,600.000
8	0134	Tactaripia Digital	01.01.2003	1,200.000		1,200.000
9	0135	Meyc Digital	01.01.2003	304.000		304.000
10	0136	Acer Atlas 500	01.01.2003	117,412.000		117,412.000
11	0137	Tactaripia Acer	01.01.2003	1,200.000		1,200.000
12	0138	Meyc Acer	01.01.2003	304.000		304.000

### Fixed assets monthly amortization

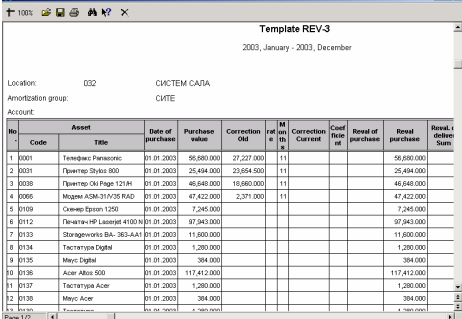
- Displays the monthly amortization of the fixed assets for a selected month, location, amortization group, account and period in total or in detailed form.



No.	Code	Asset Title	Date of purchase	Purchase value	Correction Old	Current value	Correction Current	Correction Sum
1	0001	Telefonic Panasonic	01.01.2003	56,880.000	27,227.000			27,227.000
2	0001	Fluoretip Shkice 800	01.01.2003	25,494.000	23,654.000			23,654.000
3	0038	Fluoretip Old Page 121M	01.01.2003	48,648.000	18,660.000			18,660.000
4	0066	Mogun ASK-31V35 RAD	01.01.2003	47,422.000	2,371.000			2,371.000
5	0109	Okusep Epson 1290	01.01.2003	7,245.000				
6	0112	Fluoretip HP Laserjet 4100N	01.01.2003	97,343.000				
7	0133	Storageworks BA-363AA1	01.01.2003	11,600.000				
8	0134	Tactaripia Digital	01.01.2003	1,200.000				
9	0135	Meyc Digital	01.01.2003	304.000				
10	0136	Acer Atlas 500	01.01.2003	117,412.000				
11	0137	Tactaripia Acer	01.01.2003	1,200.000				
12	0138	Meyc Acer	01.01.2003	304.000				

### Template REV-3

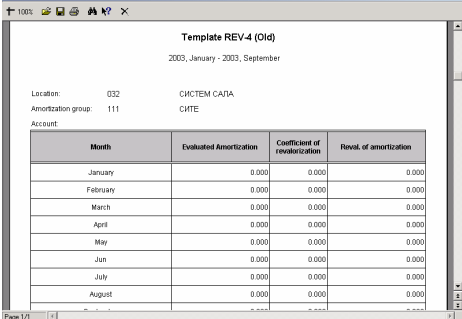
- Displays template REV-3 for fixed assets with estimated amortization and revalorization for the selected month, for selected location, amortization group, account and period in summary or in cumulative form.



No.	Code	Asset Title	Date of purchase	Purchase value	Correction Old	Current value	Correction Current	Reval of purchase	Reval purchase	Reval. i decline Sum
1	0001	Telefonic Panasonic	01.01.2003	56,880.000	27,227.000					56,880.000
2	0001	Fluoretip Shkice 800	01.01.2003	25,494.000	23,654.000					25,494.000
3	0038	Fluoretip Old Page 121M	01.01.2003	48,648.000	18,660.000					48,648.000
4	0066	Mogun ASK-31V35 RAD	01.01.2003	47,422.000	2,371.000					47,422.000
5	0109	Okusep Epson 1290	01.01.2003	7,245.000						7,245.000
6	0112	Fluoretip HP Laserjet 4100N	01.01.2003	97,343.000						97,343.000
7	0133	Storageworks BA-363AA1	01.01.2003	11,600.000						11,600.000
8	0134	Tactaripia Digital	01.01.2003	1,200.000						1,200.000
9	0135	Meyc Digital	01.01.2003	304.000						304.000
10	0136	Acer Atlas 500	01.01.2003	117,412.000						117,412.000
11	0137	Tactaripia Acer	01.01.2003	1,200.000						1,200.000
12	0138	Meyc Acer	01.01.2003	304.000						304.000
13	Suma			545,000.000	54,560.000					545,000.000

### Template REV-4 (Old, New assets)

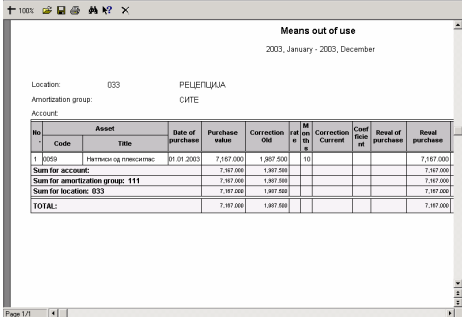
- Displays a template PEB-4 – view of revalorization of old purchased (new) fixed assets amortization with calculated amortization and revalorization for the selected month, location, amortization group, account and period in summary or cumulative form.



Month	Evaluated Amortization	Coefficient of revalorization	Reval. of amortization
January	0.000	0.000	0.000
February	0.000	0.000	0.000
March	0.000	0.000	0.000
April	0.000	0.000	0.000
May	0.000	0.000	0.000
Jun	0.000	0.000	0.000
July	0.000	0.000	0.000
August	0.000	0.000	0.000

### Template REV-2 (Fixed assets out of use)

- Displays template PEB-2 – view of fixed assets out of use for selected month, location, amortization group, account and period in cumulative or detailed form.



No.	Code	Asset Title	Date of purchase	Purchase value	Correction Old	Current value	Correction Current	Reval of purchase	Reval purchase
0109		Hemusep ig imecmeco	01.01.2003	7,187.000	1,807.500				7,187.000
Sum for account:				7,187.000	1,807.500				7,187.000
Sum for amortization group: 111				7,187.000	1,807.500				7,187.000
Sum for location: 033				7,187.000	1,807.500				7,187.000
TOTAL:				7,187.000	1,807.500				7,187.000